

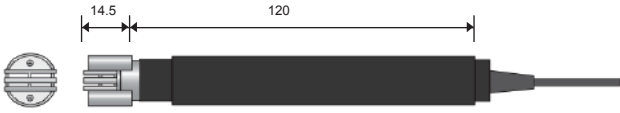

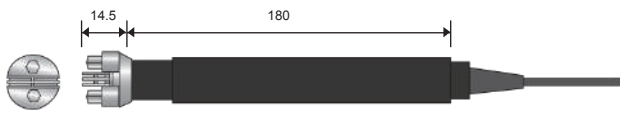

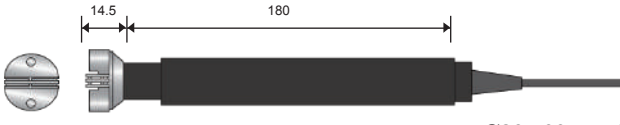

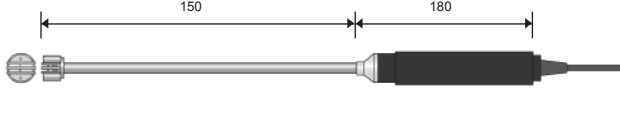

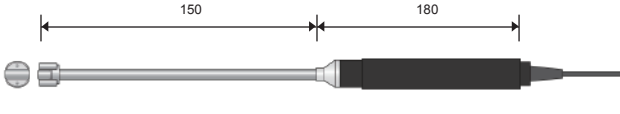

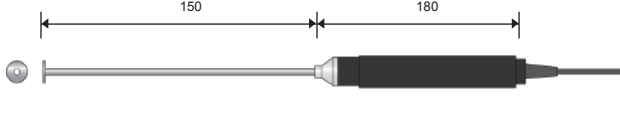

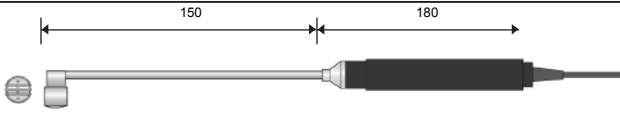

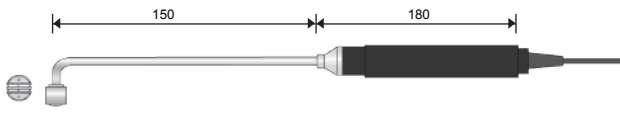

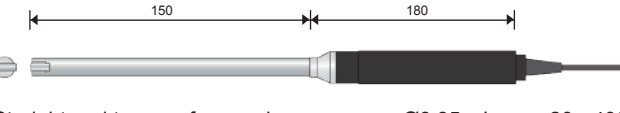

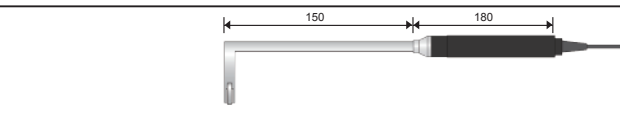


Temperature Probes LP series - 4



SURFACE TYPE

LP-41			Ø15 -20~+550°C
LP-42			Ø26 -30~+480°C
LP-43			Ø26 -30~+450°C
LP-44			Ø15 x Lmm -30~+550°C
LP-44H High-Temperature used (Max.800°C)			Ø15 x Lmm -30~+800°C
LP-44TW			Lmm -20~+600°C
LP-45			Ø15 x 26mm, Lmm -30~+550°C
LP-46			Ø15 x 50mm, Lmm -30~+550°C
LP-47			Straight end type surface probe Ø6.35 x Lmm -20~-400°C
LP-48			"L" end type surface probe Ø6.35 x 50mm, Lmm -20~-400°C

※L mm = 150mm for standard.

※The cable length and Temperature ranges can be specified.